

NATIONALLIGA A

Rang	Name	Jahrg.							Total	
1	Zürich 1 		39.800 1	40.200 1	39.800 2	42.800 1	41.800 2	41.350 2	245.750	G
	Eddy YUSOF	1994	5.0 14.000	5.4 13.650	5.1 14.150	5.6 14.450	5.6 13.750	5.1 13.550	31.8	83.550
	Moreno KRATTER	1998	5.2 12.200	4.3 12.600	4.7 11.700	4.8 12.650	5.3 13.750	5.3 12.800	29.6	75.700
	Marco RIZZO	1992	5.2 13.600	5.4 13.550	4.8 12.700	5.2 14.600			20.6	54.450
	Samir SERHANI	1999		5.1 13.000	5.2 12.950		5.1 13.800	5.2 14.000	20.6	53.750
	Sascha CORADI	1996	5.7 11.550			4.8 13.750	5.7 14.250	5.7 13.800	21.9	53.350
2	Aargau 1 		34.550 6	38.750 2	40.650 1	41.750 2	42.000 1	41.400 1	239.100	S
	Christian BAUMANN	1995	5.1 13.300	5.4 13.650	5.1 13.800	4.8 14.050	5.9 14.250	5.8 14.100	32.1	83.150
	Oliver HEGI	1993	5.2 10.550	5.3 11.100	5.3 13.800	4.8 13.900	5.9 14.600	5.8 14.900	32.3	78.850
	Noe SEIFERT	1998	4.9 10.700	4.9 13.000	4.8 13.050	4.8 13.800	5.0 12.950	4.6 12.400	29.0	75.900
	Andreas GRIBI	1998		4.7 12.100	4.8 12.750		5.3 13.150	4.7 12.250	19.5	50.250
3	Ostschweiz 1 		37.600 4	36.050 5	35.600 3	39.350 5	39.950 3	39.800 3	228.350	B
	Pablo BRÄGGER	1992	5.7 12.500	5.4 13.450	4.6 13.200	5.2 14.400	6.4 14.550	6.6 14.350	33.9	82.450
	Nicola GRABER	1995	4.9 13.450	4.6 11.850	3.5 11.400	4.0 13.050	4.5 12.900	4.8 13.250	26.3	75.900
	Janic MEIER	2003	3.9 11.650	4.0 10.750	3.1 11.000	4.0 11.300		3.8 12.200	18.8	56.900
	Linus ROHNER	2002		3.4 9.900			3.7 12.500	3.6 12.100	10.7	34.500
	Elia HASLER	2003	3.6 11.050			3.2 11.900			6.8	22.950
	Andri STACHER	2003			2.8 10.400		4.0 11.550		6.8	21.950
4	Schaffhausen 		38.650 2	36.000 6	35.200 5	40.200 4	37.500 6	37.050 5	224.600	
	Marco WALTER	1994	5.7 14.150	4.5 12.450	5.2 13.100	5.2 14.400		3.8 11.700	24.4	65.800
	Tim LEITENMAIR	1993		4.3 12.100	2.7 10.700	4.0 12.900	4.3 11.950	3.3 11.900	18.6	59.550
	Taha SERHANI	1995		5.3 11.450		5.2 12.900	5.8 14.250	5.9 12.250	22.2	50.850
	Richard WANNER	1994	4.4 12.600				3.8 10.950	4.2 12.900	12.4	36.450
	Fabio STRAUSS	1999	4.5 11.900		3.9 11.400	3.2 12.050			11.6	35.350
	Viktor WEISSENBERGER	1992		3.4 9.550			3.9 11.300		7.3	20.850
5	Solothurn 		38.450 3	36.450 3	34.850 6	40.350 3	37.900 4	34.950 6	222.950	
	Tobias STÖCKLI	1998	4.2 11.750	4.2 12.450	4.2 12.050	4.0 12.800	4.2 12.050	4.2 11.800	25.0	72.900
	Lucas HILTON	1995	4.4 11.900		4.2 12.350	4.0 12.950	3.9 11.400	4.1 12.150	20.6	60.750
	Benjamin GISCHARD	1995	5.7 14.050	5.7 11.650		5.2 14.250	5.0 13.400		21.6	53.350
	Noah BITTERLI	2001		4.0 12.350	3.8 10.450		3.9 12.450	3.7 11.000	15.4	46.250
	Manuel SUTTER	1993	4.3 12.500	3.7 11.550		4.0 13.150			12.0	37.200
	Alessandro SIGNORONI	2003			3.6 9.900			2.7 10.050	6.3	19.950
6	LU/OW/NW 1 		36.500 5	36.300 4	35.500 4	38.800 6	37.900 4	37.350 4	222.350	↓
	Dominic TAMSEL	2000	4.3 12.000	4.2 12.950	3.4 11.750	4.0 12.800	4.4 13.350	4.4 12.850	24.7	75.700
	Fabien HERZOG	1999	4.7 12.800	3.3 9.450	3.9 12.250	4.0 13.100	4.0 12.350	4.1 12.750	24.0	72.700
	Aron SPIGAGLIA	1995		3.1 11.150	2.5 9.700	4.0 12.750	3.2 11.250	3.2 11.750	16.0	56.600
	Thomas FURRER	1989	3.5 11.700		4.3 11.500	4.0 12.900		3.4 11.400	15.2	47.500
	Iman CLAYTON	2003	3.8 10.300	3.7 12.200			3.3 12.200		10.8	34.700








NATIONALLIGA B

Rang	Name	Jahrg.							Total	
1	Zürich 2 		38.400 1	36.750 3	35.350 3	40.500 1	38.200 2	39.300 1	228.500	↑
	Davide BIERI	2001	5.0 12.850	4.6 10.250	4.1 11.700	4.0 12.600	4.4 12.750	4.3 13.050	26.4	73.200
	Marco PFYL	1997	5.1 11.150	4.5 11.700		4.8 14.050	4.3 12.850	4.6 13.000	23.3	62.750
	Tim RANDEGGER	2000	4.7 12.800	4.5 12.500		4.8 13.400	3.5 11.800	4.2 11.700	21.7	62.200
	Ian RAUBAL	2001		4.2 12.550	4.1 13.150		4.5 12.600	4.5 13.250	17.3	51.550
	Marc HEIDELBERGER		5.0 12.750		3.5 10.500	4.0 13.050			12.5	36.300
2	Aargau 2 		38.100 2	37.050 2	32.900 6	39.500 2	38.700 1	36.550 2	222.800	
	Michael MEIER	1992	4.8 13.400	4.1 12.150	4.5 11.700	4.8 13.850	5.0 13.750	4.9 12.700	28.1	77.550
	Nico NEESER	1999	5.1 12.650	4.4 11.450	3.5 11.150	4.0 12.750	3.6 10.800	2.7 10.950	23.3	69.750
	Samuel WÄLLISCH	2000	4.5 12.050	3.5 11.900	2.9 10.000		4.1 12.650	3.9 12.000	18.9	58.600
	Florian LANGENEGGER	2003			3.7 10.050	4.0 12.900		3.2 11.850	10.9	34.800
	Luca GIUBELLINI	2003		4.3 13.000			4.0 12.300		8.3	25.300
	Luca MURABITO	2003	4.4 12.000			4.0 12.750			8.4	24.750
3	Ticino 		36.400 3	39.050 1	36.600 2	39.400 3	34.600 6	36.200 3	222.250	
	Martino MOROSI	1999	5.1 12.700	4.4 12.500	4.5 11.900	4.8 13.950	3.9 11.300	4.7 12.500	27.4	74.850
	Pietro RIVA	2003	4.2 11.650	4.4 12.700	4.1 12.350	4.0 12.550	4.2 12.150	4.0 12.850	24.9	74.250
	Timothy ROSSETTI	2003	5.0 12.050	4.8 13.700	4.1 12.200	4.0 12.900	3.6 11.150	3.1 10.850	24.6	72.850
	Mattia PIFFARETTI	2002			4.0 12.050		3.6 9.550		7.6	21.600
	Luca BOTTARELLI	2002		4.3 12.650					4.3	12.650
4	Bern 		34.200 6	35.350 4	36.950 1	37.350 6	37.700 3	36.000 4	217.550	
	Andrin FREY	2000	5.2 12.700	4.9 13.050	4.6 13.300	4.8 13.950	3.8 11.800	4.1 12.100	27.4	76.900
	Remo BRECHBÜHL	1992	4.1 11.000	3.2 11.200	2.9 11.350	2.8 11.600	4.1 12.850	3.3 12.000	20.4	70.000
	Ivan THOMI	1994	4.0 10.500	3.3 11.100			3.8 12.400	2.9 11.900	14.0	45.900
	Erich ARTSRUNI	2000		2.6 9.250	3.9 12.300		3.7 12.450	3.2 10.250	13.4	44.250
	Sirius KOUSADIANOS	1999			2.5 5.150	3.2 11.800			5.7	16.950
5	Genève 1 		35.550 4	31.750 6	35.350 3	38.050 4	37.000 4	34.250 6	211.950	
	Théo EZAHR	2000	4.4 11.700	4.1 11.850	3.9 10.750	4.0 12.050	4.1 12.250	4.0 12.400	24.5	71.000
	Christopher TOMCIK	1993	4.6 12.250	3.3 11.650	4.2 12.050	4.0 13.050	4.5 12.500		20.6	61.500
	Ewan ONOMOR	2004	3.7 10.750	2.9 5.900	3.4 11.550		3.1 11.050	2.9 10.200	16.0	49.450
	Micha VOROBIEV	1992	3.6 11.600			4.0 12.950	3.4 12.250	3.4 11.400	14.4	48.200
	Lamine DELORME	2001		4.1 8.250	4.1 11.750			3.4 10.450	11.6	30.450
	Valentin LÜTHI	1996				3.2 11.250			3.2	11.250
6	Neuchâtel 		35.350 5	32.750 5	33.800 5	37.450 5	35.750 5	34.950 5	210.050	↓
	Nathan Alois BÖSIGER	1995	3.8 12.100	2.4 11.050	3.5 11.400	4.0 12.850	2.9 12.150	3.7 12.400	20.3	71.950
	Antoine AMEZ-DROZ	2001	3.5 11.150	2.3 10.050	2.2 9.350	3.2 12.300	2.5 11.650	2.0 11.350	15.7	65.850
	Joey PERDRIZAT	2000	4.4 12.100	2.4 10.250	2.7 10.750	4.0 12.300		2.5 11.150	16.0	56.550
	Davide MAZZOLA	1999		4.0 11.450	3.0 11.650		2.9 11.700	2.8 11.200	12.7	46.000
	Josias HEUBI	2001	3.6 10.250			3.2 12.100	2.8 11.900		9.6	34.250

NATIONALLIGA C

Rang	Name	Jahrg.							Total	
1	NKL Liestal 		35.900 2	36.950 1	34.750 2	37.500 2	35.950 1	34.850 2	215.900	↑
	Janick BRUNNER	1994	4.9 11.650	4.3 12.950	4.2 12.700	4.0 13.100	4.1 12.750	4.4 12.350	25.9	75.500
	Kevin KUHN	2003	3.9 11.650	4.0 11.900		3.2 12.150	3.3 11.700	3.4 11.800	17.8	59.200
	Benaja MUNSCH	2000	4.8 12.600		2.7 9.150	4.8 12.250	3.6 11.500	3.3 10.250	19.2	55.750
	Jan IMHOF	2004	3.5 11.650		2.4 11.050	2.8 11.300	3.1 10.650	3.0 10.700	14.8	55.350
	Silas RÜFENACHT	2004		3.1 9.100	2.5 11.000				5.6	20.100
	Yannik RÜFENACHT	2002		4.0 12.100					4.0	12.100
2	Ostschweiz 2 		36.650 1	35.300 2	35.350 1	37.850 1	35.150 3	34.150 3	214.450	
	Sandro BRÄNDLE	1997	4.8 13.300		3.3 11.800	4.8 13.150	3.1 12.400	2.8 11.550	18.8	62.200
	Christian KOPP	1995	4.0 11.850	3.6 11.350	4.0 11.250	4.0 12.850		3.4 11.550	19.0	58.850
	Daniel SUHNER	1988	2.8 11.050	2.5 8.400		3.2 11.750	3.2 11.150	2.2 5.500	13.9	47.850
	Fabian BISCHOFBERGER	1998		3.8 12.350	4.4 12.300		4.0 11.600	3.7 11.050	15.9	47.300
	Christoph SCHERRER	1996		3.8 11.600	3.5 10.700		3.4 10.000		10.7	32.300
	Severin MICHEL	2001	3.3 11.500			3.2 11.850			6.5	23.350
3	Zürich 4 		33.750 4	35.200 3	34.350 3	34.800 5	35.300 2	35.800 1	209.200	
	Fabio VEZZU	2004	3.7 9.550		3.2 11.900	4.0 11.300	3.5 12.050	2.9 10.600	17.3	55.400
	Kay SCHLATTER	2002	4.2 10.400	4.2 12.350	4.1 12.350			4.2 12.200	16.7	47.300
	David BONT	2002	4.4 11.850	4.3 11.500		2.8 11.550		3.1 11.700	14.6	46.600
	Sonam BÜWANG	2002		4.2 11.350	2.8 10.100		3.6 11.600	3.7 11.900	14.3	44.950
	Noah GRIESSER	2004	4.0 11.500		1.8 9.550	2.2 10.650	3.1 11.300		11.1	43.000
	Alan LAASNER	2002		3.3 10.100		3.2 11.950	2.4 11.650		8.9	33.700
4	Zürich 3 		33.950 3	29.950 5	32.700 5	36.500 3	31.600 6	34.050 4	198.750	
	Fabian HÄFLIGER	1993	3.7 11.150	2.9 9.300	2.2 9.900	3.2 12.250	2.6 6.200	2.5 10.750	17.1	59.550
	Kimon WEGMANN	1989	3.9 11.250	4.0 12.500	3.3 11.000	4.0 13.000		3.5 11.450	18.7	59.200
	Peter FISCHER	1985	3.8 11.550	2.4 8.150	3.2 10.850			3.1 10.750	12.5	41.300
	Kevin BACHMANN	1982			2.5 10.850		2.8 10.400	3.5 11.850	8.8	33.100
	Raphael HUGI	1985	2.8 9.300			2.4 10.650	2.2 10.250		7.4	30.200
	Pascal HÄFLIGER	1990		2.4 6.400		2.4 11.250	2.8 10.950		7.6	28.600
5	Vaud 		29.550 7	30.000 4	32.850 4	33.750 6	34.200 4	29.900 5	190.250	
	Théo KENKLIES	2000	2.9 9.400	2.3 10.450	3.2 11.450	2.4 11.000	2.8 11.850	2.3 9.700	15.9	63.850
	David DEMARTINI	1994	3.9 9.850		3.0 10.500	4.0 12.100	2.3 11.300	2.5 10.400	15.7	54.150
	David GACON	1999	2.0 9.450	2.3 9.750	2.9 10.900	2.4 9.950	2.4 11.050		12.0	51.100
	Yannick DEPALLENS	2002	2.3 10.250		1.6 5.000	1.6 10.650			5.5	25.900
	Julien GRANDIN	1996		2.4 9.800			2.3 10.950		4.7	20.750
	Estebann TISSOT	2001		2.3 9.750				1.7 9.800	4.0	19.550
6	LU/OW/NW 2 		32.850 5	29.000 6	29.150 6	35.050 4	33.900 5	26.350 6	186.300	
	Daniel LAUBER	1994	3.1 10.600	2.9 11.500	2.5 10.600	2.4 11.750	3.5 11.600	2.4 9.250	16.8	65.300
	Michael FISCHER	1990	3.5 11.600	2.5 8.600	2.2 9.100	3.2 12.200	2.8 11.450		14.2	52.950
	Raphael WOLFISBERG	2000	2.7 10.650		1.9 9.450	1.6 11.100	2.5 10.850	1.7 8.200	10.4	50.250
	Nils LANG	1999		2.6 8.900				2.0 8.900	4.6	17.800

NATIONALLIGA C

Rang	Name	Jahrg.							Total
7	Genève 2 		29.700 ⁶	14.800 ⁷	22.550 ⁷	32.900 ⁷	30.700 ⁷	24.900 ⁷	155.550
	Michael FULPIUS	1999	3.0 10.400	1.7 1.550	1.8 9.400	2.2 10.850	2.4 10.800	1.8 8.500	12.9 51.500
	Lucas ANGILOTTI	2002	2.8 9.750	1.7 1.950	2.1 9.200	2.2 10.500	2.6 11.000	2.1 5.950	13.5 48.350
	Noé REINHARD	2002	2.8 9.550	1.6 2.550	1.7 3.950	2.2 9.450	1.6 4.650		9.9 30.150
	Charles Jason NOOL	2002		3.4 10.300			2.4 8.900	2.7 10.450	8.5 29.650
	Flavio PITONZO	2001				3.2 11.550			3.2 11.550